


### 43. Noty s béčkami

Doplň názvy notí.

**Béčko** notu znižuje o pol tónu.

K názvu noty sa pridáva koncovka





**-es**


**ges<sup>1</sup>**

Opíš béčko v medzere:

Opíš béčko na čiare:



ces<sup>1</sup> des<sup>1</sup> es<sup>1</sup> fes<sup>1</sup> ges<sup>1</sup> as<sup>1</sup> hes<sup>1</sup> ces<sup>2</sup>




\_\_es<sup>1</sup>

\_\_es<sup>1</sup>

es<sup>1</sup>

\_\_es<sup>1</sup>



\_\_es<sup>1</sup>

as<sup>1</sup>

\_\_es<sup>1</sup>

\_\_es<sup>2</sup>

Béčko sa vždy píše pred notu (nikdy nie za ňu).

